



# CMR UNIVERSITY

Private University Established in Karnataka State by Act No. 45 of 2013

## TO WHOM SO EVER IT MAY CONCERN

This is to certify that the CMR University has spent 2631.40 lakhs for the purchase of books and journals during the last five years (INR In lakhs)

Year	Expenditure for purchase of Books and Journals (In Lakhs)	Total expenditure excluding salary (In Lakhs)	
2018-2019	349.45	2971	
2019-2020	497.43	4638	
2020-2021	487.32	4879	
2021-2022	512.40	5282	
2022-2023	787.80	7771	
Total	2634.40	25541	10.3%

MAIN CAMPUS  
3RD FLOOR,  
BROOK HILL MAIN ROAD,  
CHANDANAHALLI,  
HEBBAL HUBLI ROAD,  
KARNATAKA, INDIA  
T: 081 254214/25  
F: 081 25427840

CITY CAMPUS  
12, 3RD CROSS,  
8TH & MAIN 3RD BLOCK,  
HEBBAL (AMU) II,  
KALYAN NAGAR,  
BENGALURU, 560042,  
KARNATAKA, INDIA  
T: 081 254214/25  
F: 081 25427840

DMR CAMPUS,  
#5, BHUVANAGIRI,  
DMR LAYOUT,  
BANGALURU,  
BENGALURU, 560042,  
KARNATAKA, INDIA  
T: 081 254214/25  
F: 081 25427840

[www.cmr.edu.in](http://www.cmr.edu.in)

CMR UNIVERSITY  
  
Finance Officer

VICE OFFICER

**CMB UNIVERSITY**

**SCHEDULE - 3**

**SCHEDULE TO FIXED ASSETS AS AT 31ST MARCH 2019**

Particulars	W.D.V	Additions		Disposals during the year	Total	Rate of Depn	Depn for the year	W.D.V as on
	as on 01.04.2018	Before 30.09.2018	After 01.10.2018					31.03.2019
University Building	-	-	517,413,282	-	517,413,282	10%	25,870,684	491,542,818
Computers	3,408,921	12,612,610	1,138,726	-	17,160,257	40%	6,865,668	10,294,589
Furniture	23,248,028	8,016,029	6,086,107	-	36,351,164	10%	3,380,811	32,970,353
Furnishing & Carpets	77,658	-	-	-	77,658	10%	7,766	69,892
Boats	4,037,302	1,961,710	1,771,643	-	6,070,641	15%	950,224	5,120,417
Plant and Machinery	23,068,354	4,141,209	3,941,854	-	31,151,417	15%	4,377,074	26,774,343
Board	1,716,495	566,741	2,961	-	2,286,197	15%	342,707	1,943,490
Vehicle	1,895,305	-	-	-	1,895,305	15%	284,296	1,611,009
Intangible Asset	2,953	-	-	-	2,953	25%	738	2,215
<u>Work In Progress</u>								
University Building								
Construction	462,584,131	97,264,211	104,328,108	517,413,282	146,761,165	-	-	146,761,165
<b>Total</b>	<b>520,038,146</b>	<b>124,262,516</b>	<b>632,180,699</b>	<b>517,413,282</b>	<b>780,068,037</b>		<b>41,649,838</b>	<b>738,218,199</b>

*Sanku*



**CMR UNIVERSITY**

**BOOKS SUBSCRIPTIONS EXPENSES BREAKUP**

**Year 2018-19**

The Books expenses is included in the Professional charges paid under the schedule  
Administration Expenses , the breakup for the same is as follows

Sl. No.	Year	Particulars	Amount
1	2018-19	Books & Journals subscriptions	2,52,05,800
2	2018-19	Funds / Grants Utilisation expenses	9,90,120
3	2018-19	Other Expenses	2,74,98,892
		<b>TOTAL</b>	<b>5,36,94,812</b>

**Abstract :**

Books	29,33,339
Online Subscriptions	16,85,962
Printing /Subscription expenses	51,20,764
Books & Journals subscriptions	2,52,05,800
<b>Total</b>	<b>3,49,45,865</b>

  
REGISTRAR  
CMR UNIVERSITY  
2, 3rd 'C' Cross, 6th 'A' Main Road  
2nd Block, HRBR Layout  
Bangalore - 560 043

CMR UNIVERSITY

INCOME AND EXPENDITURE ACCOUNT FOR THE YEAR ENDED 31ST MARCH 2019

Previous Year	Expenditure	Sch No.	Amount Rs.	Previous Year	Income	Sch No.	Amount Rs.
82,123,506	Employee Cost	6	111,204,388	252,991,522	Fee Income		406,883,382
912,450	Board & University Expenses	7	2,937,180	538,232	Other Income	9	1,358,127
7,762,036	Students Welfare Expenses	8	24,606,662		Bank Interest		146,791
51,929,710	Administration Expenses	9	85,753,927				
8,396,318	Repairs & Maintainance	10	7,200,610				
2,074,725	Other Expenses	11	6,333,385				
3,513,718	Depreciation	3	41,849,838				
91,817,290	Excess of Income over Expenditure for the year		128,502,310				
253,529,754	Total		408,388,299	253,529,754	Total		408,388,299

As per our report of even date attached

For CMR UNIVERSITY

For SUNDARESHA & ASSOCIATES

Chartered Accountants

(Firm Registration No.008012S)

*Salim W.*

President

*[Signature]*

Partner



Place: Bangalore

Date : 21.09.2019

CMR UNIVERSITY

Sch No.	Particulars	Amount Rs.	Previous Year
6	<u>EMPLOYEE COST</u>	102,740,865	77,549,322
	Salary	7,368,990	3,717,467
	Visiting faculty Payment	659,445	523,920
	EPF Payment	435,088	332,797
	ESI Payment	111,204,388	82,123,506
7	<u>BOARD &amp; UNIVERSITY EXPENSES</u>	1,900,000	190,381
	Bar Council Of India	362,180	722,069
	Membership & Subscription	675,000	-
	Board and University Affiliation fee	2,937,180	912,450
8	<u>STUDENTS WELFARE EXPENSES</u>	480,000	220,000
	Prize&Scholarship	2,170,745	2,168,050
	Function and Other Activities	-	56,269
	Workshop & Art Camp	20,631,710	4,469,545
	Value Added course Payment	425	46,716
	ID Card Expenses	1,323,782	801,456
	Subscriptions Web Services	24,606,662	7,762,036
9	<u>ADMINISTRATION EXPENSES</u>	-	178,360
	Meeting expenses	1,118,633	1,033,636
	Communication and Courier charges	1,158,713	396,380
	Travelling & Conveyance	5,353,594	2,634,629
	Printing & Stationery	21,109,357	6,583,433
	Advertisement	53,694,812	38,882,736
	Professional Charges Paid	50,999	39,973
	News Papers and Periodicals	205,329	431,540
	Promotional Expenses	11,500	6,900
	Staff Welfare Expenses	3,050,990	1,742,123
	Electricity Charges - Chagalatti	85,753,927	51,929,710

Solih bi



CMR UNIVERSITY

Sch No.	Particulars	Amount Rs.	Previous Year
10	<u>REPAIRS &amp; MAINTENANCE</u>		
	Computer Maintenance & Stationery	290,217	175,907
	Electrical Repair & Maintenance	202,679	149,391
	Generator Expenses	235,031	146,047
	Housing Keeping Expenses	746,832	674,377
	Lab Maintenance Expenses	183,395	342,402
	Repairs and Maintenance Expenses	1,834,221	2,126,935
	Institute Maintenance charges	2,870,994	3,342,079
	Annual Maintenance Charges	169,246	142,346
	Vehicle Insurance & Repair Expenses	83,704	35,559
	Garden Maintenance	584,291	1,261,275
		<u>7,200,610</u>	<u>8,396,318</u>
11	<u>OTHER EXPENSES</u>		
	Honorarium paid	1,250,800	483,731
	Consultation Charges Paid	4,816,240	1,092,480
	Recruitment Expenses	-	187,592
	Bank Charges	40,625	111,022
	Rent	225,720	144,000
	Misc. Expenses	-	55,900
		<u>6,333,385</u>	<u>2,074,725</u>
12	<u>OTHER INCOME</u>		
	Fine	425,850	173,890
	Photo Copy income	136,500	46,400
	Other Income	795,777	317,942
		<u>1,358,127</u>	<u>538,232</u>

*Sankar*



CMR UNIVERSITY

SCHEDULE - 3

SCHEDULE TO FIXED ASSETS AS AT 31ST MARCH 2020

Particulars	W.D.V. as on 01.04.2019	W.D.V. as on 30.09.2019	Additions After 01.10.2019	Deletions during the year	Total	Rate of Depn	Depn for the year	W.D.V as on 31.03.2020
University Building	49,15,42,618	15,21,48,538	-	-	64,36,91,156	10%	6,43,69,118	57,93,22,040
Computers	1,08,22,899	1,48,606	49,81,738	-	1,58,33,041	40%	62,80,889	1,03,72,172
Furniture	3,29,70,353	4,75,700	8,88,785	-	3,40,14,839	10%	33,74,545	3,06,70,294
Furnishing & Carpets	69,890	-	-	-	69,890	10%	6,989	62,901
Books	60,20,417	14,22,582	13,43,614	-	87,86,693	15%	12,17,218	75,69,375
Plant and Machinery	2,67,74,343	53,02,054	29,41,822	-	3,50,18,219	15%	60,32,096	2,99,86,123
Board	19,43,490	5,57,876	-	-	25,01,366	15%	3,76,705	21,51,660
Vehicle	18,11,008	-	4,77,760	5,00,000	15,88,768	15%	2,02,483	13,86,278
Intangible Asset	2,215	41,300	14,15,010	-	14,68,525	25%	1,87,785	12,70,770
<u>Work In Progress</u>								
University Building - Changanassery	14,67,81,165	1,07,00,802	78,93,353	15,21,48,538	1,32,08,782	-	-	1,32,08,782
<b>Total</b>	<b>71,52,18,190</b>	<b>17,08,27,437</b>	<b>1,95,32,071</b>	<b>15,26,48,538</b>	<b>75,60,29,199</b>		<b>8,00,30,775</b>	<b>67,59,98,393</b>



**CMR UNIVERSITY**

**BOOKS SUBSCRIPTIONS EXPENSES BREAKUP**

**Year 2019-20**

The Books expenses is included in the Professional charges paid under the schedule  
Administration Expenses , the breakup for the same is as follows

Sl. No.	Year	Particulars	Amount
2	2019-20	Books & Journals subscriptions	4,54,83,000
1	2019-20	Funds / Grants Utilisation expenses	23,48,950
3	2019-20	Other Expenses	5,00,79,107
		<b>TOTAL</b>	<b>9,79,11,057</b>

**Abstract :**

Books	27,66,176
Online Subscriptions	14,94,417
Books & Journals subscriptions	4,54,83,000
<b>Total</b>	<b>4,97,43,593</b>

  
REGISTRAR  
CMR UNIVERSITY  
2, 3rd 'C' Cross, 6th 'A' Main Road  
2nd Block, HRBR Layout  
Bangalore - 560 043



CMR UNIVERSITY

INCOME AND EXPENDITURE ACCOUNT FOR THE YEAR ENDED 31ST MARCH 2020

Previous Year	Expenditure	Sch No.	Amount Rs.	Previous Year	Income	Sch No.	Amount Rs.
11,12,04,388	Employee Cost	6	14,54,98,255	40,68,83,382	Fee Income		60,74,81,598
29,37,180	Board & University Expenses	7	40,36,800	13,58,127	Other Income	9	16,98,967
2,46,06,662	Students Welfare Expenses	8	3,57,05,227		Bank Interest		1,38,890
8,57,53,927	Administration Expenses	9	11,84,82,508				
72,00,610	Repairs & Maintainance	10	60,29,427				
63,33,385	Other Expenses	11	46,57,661				
4,18,49,838	Depreciation	3	8,00,30,776				
12,83,55,519	Excess of Income over Expenditure for the year		21,48,78,801				
40,82,41,508	Total		60,93,19,455	40,82,41,508	Total		60,93,19,455

As per our report of even date attached

For CMR UNIVERSITY

*Satish K*

President

Place: Bangalore

Date : 10.12.2020

For SUNDARESHA & ASSOCIATES

Chartered Accountants  
(Firm Registration No.008012S)

*[Signature]*  
Partner



CMR UNIVERSITY

Sch No.	Particulars	Amount Rs.
6	<u>EMPLOYEE COST</u>	
	Salary	13,55,88,077
	Visiting faculty Payment	1,04,87,617
	EPF Payment	7,81,679
	Excess Leave Deduction	(17,46,238)
	ESI Payment	3,87,120
		<u>14,54,98,255</u>
7	<u>BOARD &amp; UNIVERSITY EXPENSES</u>	
	Membership & Subscription	17,11,800
	Board and University Affiliation fee	23,25,000
		<u>40,36,800</u>
8	<u>STUDENTS WELFARE EXPENSES</u>	
	Prize&Scholarship	5,95,000
	Function and Other Activities	21,02,890
	Value Added course Payment	3,24,53,540
	ID Card Expenses	5,53,797
		<u>3,57,05,227</u>
9	<u>ADMINISTRATION EXPENSES</u>	
	Communication and Courier charges	6,95,501
	Travelling & Conveyance	6,27,571
	Printing & Stationery	19,93,672
	Advertisement	25,99,661
	Professional Charges Paid	9,79,11,057
	News Papers and Periodicals	1,42,926
	Promotional Expenses	1,12,33,222
	Electricity Charges - Chagalatti	32,78,898
		<u>11,84,82,508</u>



CMR UNIVERSITY

Sch No.	Particulars	Amount Rs.
10	<u>REPAIRS &amp; MAINTENANCE</u>	
	Computer Maintenance & Stationery	81,886
	Electrical Repair & Maintenance	9,10,477
	Generator Expenses	2,74,064
	Housing Keeping Expenses	6,66,229
	Lab Maintenance Expenses	1,67,221
	Repairs and Maintenance Expenses	14,06,325
	Institute Maintenance charges	17,88,215
	Annual Maintenance Charges	3,58,948
	Vehicle Insurance & Repair Expenses	72,922
	Garden Maintenance	3,03,140
		<u>60,29,427</u>
11	<u>OTHER EXPENSES</u>	
	Honorarium paid	7,32,471
	Consultation Charges Paid	35,41,150
	Bank Charges	1,31,680
	Rent	2,40,360
	License Fee	12,000
		<u>46,57,661</u>
12	<u>OTHER INCOME</u>	
	Fine	8,82,921
	Photo Copy Income	1,58,500
	Other Income	6,57,546
		<u>16,98,967</u>



CMR UNIVERSITY

SCHEDULE - 4

CONSOLIDATED SCHEDULE TO FIXED ASSETS AS AT 31ST MARCH 2021

Particulars	W.D.V as on 01.04.2020	Before 30.09.2020	Additions After 01.10.2020	Deletions during the year	Total	Rate of Depn	Depn for the year	W.D.V as on 31.03.2021
University Building	579,322,040	820,926	98,387	-	580,041,353	10%	57,999,216	522,042,137
Computers	10,372,172	(3,400,089)	2,044,548	-	8,016,631	40%	3,197,743	5,818,888
Furniture	30,670,284	1,693,950	2,536,493	-	34,900,680	10%	3,383,248	31,517,432
Furnishing & Carpets	62,901	-	-	-	62,901	10%	6,290	56,611
Books	7,599,375	70,692	113,047	-	7,753,114	15%	1,154,489	6,598,625
Equipments	-	-	5,200	-	5,200	15%	390	4,810
Plant and Machinery	29,986,123	985,083	2,466,716	-	33,437,902	15%	4,830,682	28,607,220
Board	2,151,660	-	-	-	2,151,660	15%	322,749	1,828,911
Vehicle	1,388,276	-	1,027,280	200,007	2,213,559	15%	254,987	1,958,572
Intangible Asset	1,270,770	3,652,373	75,586	-	4,998,729	25%	1,240,234	3,758,495
<u>Work In Progress</u> <u>University Building</u> <u>- Chagatelli</u>	13,206,782	16,606,126	22,810,188	-	54,622,106	-	-	54,622,106
<b>Total</b>	<b>675,999,393</b>	<b>22,428,041</b>	<b>31,177,408</b>	<b>200,007</b>	<b>729,403,835</b>		<b>72,370,026</b>	<b>657,033,809</b>



Solvi hi

**CMR UNIVERSITY**

**BOOKS SUBSCRIPTIONS EXPENSES BREAKUP**

**Year 2020-21**

The Books expenses is included in the Professional payment paid under the schedule Student welfare expenses , the breakup for the same is as follows

Sl. No.	Year	Particulars	Amount
1	2020-21	Books & Journals subscriptions	4,56,05,000
2	2020-21	Funds / Grants Utilisation expenses	10,69,500
3	2020-21	Other Expenses	3,47,57,213
		<b>TOTAL</b>	<b>8,14,31,713</b>

**Abstract :**

Books	1,83,739
Online Subscriptions	5,76,045
Online Subscriptions	5,50,000
Printing /Subscription expenses	11,71,822
Professional charges paid	6,45,850
Books & Journals subscriptions	4,56,05,000
<b>Total</b>	<b>4,87,32,456</b>



REGISTRAR

CMR UNIVERSITY

2, 3rd 'C' Cross, 6th 'A' Main Road  
2nd Block, HRBR Layout  
Bangalore - 560 043

CMR UNIVERSITY

CONSOLIDATED INCOME AND EXPENDITURE ACCOUNT FOR THE YEAR ENDED 31ST MARCH 2021

Previous Year	Expenditure	Sch No.	Amount Rs.	Previous Year	Income	Sch No.	Amount Rs.
145,498,255	Employee Cost	7	135,773,220	607,481,598	Fee Income		614,870,649
4,036,800	Board & University Expenses	8	1,261,045	1,698,967	Other Income	13	8,860,900
35,705,227	Students Welfare Expenses	9	82,188,556	138,890	Bank Interest		29,118
118,482,508	Adminstration Expenses	10	38,877,493				
-	Loss on Sale of Vehicle		20,007				
6,029,427	Repairs & Maintainance	11	7,232,438				
4,657,661	Other Expenses	12	3,714,283				
80,030,776	Depreciation	4	72,370,026				
214,878,801	Excess of Income over Expenditure for the year		282,323,600				
609,319,455	Total		623,760,667	609,319,455	Total		623,760,667


As per our report of even date attached


For CMR UNIVERSITY

For SUNDARESHA & ASSOCIATES

Chartered Accountants

(Firm Registration No.008012S)

  
(Dr. Sabitha Ramamurthy)  
Chancellor

  
(K.R. LAKSHMISH)  
Chief Finance Officer

  
(C. RAMESH)  
Membership No.022268  
Partner

Place: Bangalore

Date : 03.01.2022

CMR UNIVERSITY

Sch No.	Particulars	
7	<u>EMPLOYEE COST</u>	
	Salary	130,164,539
	EPF Payment	887,020
	ESI Payment	318,911
	Visiting faculty Payment	7,310,999
	Less: Excess Leave Deduction	2,908,249
		<u>135,773,220</u>
8	<u>BOARD &amp; UNIVERSITY EXPENSES</u>	
	Bar Council Of India	550,000
	Membership & Subscription	578,045
	Affiliation Fees	110,000
	Board and University Affiliation fee	25,000
		<u>1,261,045</u>
9	<u>STUDENTS WELFARE EXPENSES</u>	
	Prize & Scholarship	(10,000)
	Function and Other Activities	766,843
	Value Added/Professional course Payment	81,431,713
		<u>82,188,556</u>
10	<u>ADMINISTRATION EXPENSES</u>	
	Communication Charges	861,615
	Travelling & Conveyance	84,957
	Printing & Stationery	1,171,822
	Advertisement	8,798,708
	Conveyance Expense	274,391
	Postage, Telegram & Courier	85,651
	Professional Charges Paid	2,069,968
	News Papers and Periodicals	23,561
	Promotional Expenses	22,575,510
	Electricity Charges & Water Charges	2,608,250
	Online Exam Software	168,160
	Payroll Access Charges	154,910
		<u>38,877,493</u>



✓ *Solih W.*

QMR UNIVERSITY

Sch No	Particulars	
11	<u>REPAIRS &amp; MAINTENANCE</u>	
	Computer Maintenance & Stationery	133,586
	Computer Software -ERP-Expenses	797,305
	Electrical Repair & Maintenance	719,721
	Generator Expenses	100,938
	Housing Keeping Expenses	742,329
	Repairs and Maintenance Expenses	2,286,095
	Institute Maintenance charges	2,118,663
	Annual Maintenance Charges	38,232
	Vehicle Insurance & Repair Expenses	42,664
	Garden Maintenance	203,150
	Building & General Insurance	49,775
		<u>7,232,438</u>
12	<u>OTHER EXPENSES</u>	
	Honorarium paid	1,305,617
	Consultation Charges Paid	1,369,550
	Bank Charges	110,553
	Examination - Expenses	579,682
	Rent	118,880
	Donation to Temple - Chagalatti	230,000
		<u>3,714,283</u>
13	<u>OTHER INCOME</u>	
	Fine	5,106,212
	Thesis Submission Fee	309,000
	Value Added Programme Fee	1,980,015
	Photo Copy Income	41,500
	Other Income	283,232
	Forex Gain & Loss	25,183
	Income - Tanzania	1,115,258
	Summer Term Coaching Fee	1,500
		<u>8,860,900</u>



*Salim W.*



**CMR UNIVERSITY**

**SCHEDULE - 4**

**CONSOLIDATED SCHEDULE TO FIXED ASSETS AS AT 31ST MARCH 2022**

Particulars	W D V as on 01.04.2021	Before 30.09.2021	Additions After 01.10.2021	Deletions during the year	Total	Rate of Deprn	Deprn for the year	W D V as on 31.03.2022
University Building	52,20,42,137	5,85,05,457	2,70,15,552		60,75,63,146	10%	5,94,05,537	54,81,57,609
Computers	58,18,886	51,03,209	31,91,193		1,41,13,290	40%	50,07,077	91,06,213
Furniture	3,15,37,434	5,31,767	5,18,893		3,25,88,094	10%	32,32,865	2,93,55,229
Freshening & Carpets	56,611				56,611	10%	5,661	50,950
Boards	65,98,625	48,000	6,02,978		73,09,803	15%	10,46,770	62,63,033
Equipments	4,810	33,370			38,180	15%	5,727	32,453
Plant and Machinery	2,86,07,220	1,25,166	13,17,385		3,00,49,771	15%	44,08,662	2,56,41,109
Board	18,28,911	1,20,380	2,09,333		21,58,604	15%	3,08,091	18,50,513
Vehicle	19,58,572				19,58,572	15%	2,93,786	16,64,786
Intangible Asset	37,58,495				37,58,495	25%	9,39,628	28,18,867
Work in Progress								
University Building								
Chaudhary	5,46,22,108	2,26,78,322	1,25,99,779	6,83,46,187	2,17,54,020			2,17,54,020
<b>Total</b>	<b>65,70,33,809</b>	<b>8,71,48,151</b>	<b>4,55,14,813</b>	<b>6,83,46,187</b>	<b>72,13,48,586</b>		<b>7,45,53,094</b>	<b>64,66,94,782</b>

Sd/-



**CMR UNIVERSITY**

**BOOKS SUBSCRIPTIONS EXPENSES BREAKUP**

**Year 2021-22**

The Books expenses is included in the Professional charges paid under the schedule  
Administration Expenses , the breakup for the same is as follows

Sl. No.	Year	Particulars	Amount
1	2021-22	Books & Journals subscriptions	4,57,22,000
2	2021-22	Funds / Grants Utilisation expenses	38,69,500
3	2021-22	Other Expenses	5,10,16,751
		<b>TOTAL</b>	<b>10,06,08,251</b>

**Abstract :**

Books	7,11,178
Membership & Subscription	20,37,099
Online Subscriptions	19,74,200
Printing /Subscription expenses	7,95,742
Books & Journals subscriptions	4,57,22,000
<b>Total</b>	<b>5,12,40,219</b>

  
REGISTRAR  
CMR UNIVERSITY  
2, 3rd 'C' Cross, 6th 'A' Main Road  
2nd Block, HRBR Layout  
Bangalore - 560 043

CMR UNIVERSITY

CONSOLIDATED INCOME AND EXPENDITURE ACCOUNT FOR THE YEAR ENDED 31ST MARCH 2022

Previous Year	Expenditure	Sch No.	Amount Rs.	Previous Year	Income	Sch No.	Amount Rs.
13,57,73,220	Employee Cost	7	21,07,47,585	61,48,70,649	Fee Income		72,97,44,622
12,61,045	Board & University Expenses	8	49,95,419	88,60,900	Other Income	13	92,18,938
8,21,88,556	Students Welfare Expenses	9	67,98,270	29,118	Bank Interest		8,709
3,88,77,493	Administration Expenses	10	14,05,25,757				
20,007	Loss on Sale of Vehicle		-				
72,32,438	Repairs & Maintenance	11	1,59,30,524				
37,14,283	Other Expenses	12	1,02,61,469				
7,23,70,026	Depreciation	4	7,46,53,804				
28,23,23,600	Excess of Income over Expenditure for the year		27,50,59,441				
62,37,60,667	Total		73,89,72,269	62,37,60,667	Total		73,89,72,269


As per our report of even date attached

For CMR UNIVERSITY


For SUNDARESHA & ASSOCIATES

Chartered Accountants

(Firm Registration No.0080128)

  
(Dr. Sabitha Ramamurthy)  
Chancellor

  
(K.R. LAKSHMISH)  
Chief Finance Officer

  
Partner



Place: Bangalore

Date : 22 SEP 2022

CMR UNIVERSITY

Sch No.	Particulars	Amount Rs.	Previous Year
5	<u>CASH AT BANK</u>		
	Axis Bank- 918010021330950	1,95,561	1,18,369
	State Bank of Mysore, 61036	6,21,038	6,21,687
	Bank Of India - 0371	1,11,288	2,64,835
	State Bank of India	4,25,86,429	2,94,60,400
	State Bank of India - 269	14,832	15,481
	SBI A/c No.40799554520 (CMRU Student Research)	54,510	-
	SBI A/c No.39433054047	1,89,60,402	47,11,503
		<u>6,25,44,060</u>	<u>3,51,92,275</u>
6	<u>LOANS &amp; ADVANCES</u>		
	Advance for Purchase	39,01,620	34,98,350
	Rental Advance	1,04,000	1,04,000
	Salary Advance	53,750	18,750
	Loan Kasimbi	74,180	80,750
	ESCOLA	-	49,500
	Advance Payment	4,05,900	-
	AICTE Security Deposit	80,00,000	65,00,000
	Gas Deposit	17,000	17,000
	Electricity Deposit	1,95,260	1,95,260
	TDS Receivable	1,000	1,000
		<u>1,27,52,710</u>	<u>1,04,64,610</u>
7	<u>EMPLOYEE COST</u>		
	Salary	20,46,67,641	13,01,64,539
	Providend Fund Employer contribution	11,68,209	8,87,020
	Employee State Insurance Employer Contribution	3,54,885	3,18,911
	Visiting faculty Payment	45,56,850	73,10,999
	Less: Excess Leave Deduction	-	29,08,249
		<u>21,07,47,585</u>	<u>13,57,73,220</u>
8	<u>BOARD &amp; UNIVERSITY EXPENSES</u>		
	Bar Council Of India	21,08,320	5,50,000
	Membership & Subscription	20,37,099	5,76,045
	Affiliation Fees	-	1,10,000
	Board and University Affiliation fee	8,50,000	25,000
		<u>49,95,419</u>	<u>12,61,045</u>
9	<u>STUDENTS WELFARE EXPENSES</u>		
	Prize&Scholarship	-	(10,000)
	Function and Other Activities	2,69,747	7,66,843
	Value Added/Professional course Payment	62,84,100	8,14,31,713
	ID Card Expenses	1,43,377	-
	Sports Activities	53,532	-
	Comed K	47,514	-
		<u>67,98,270</u>	<u>8,21,88,556</u>

Sd/-



CMR UNIVERSITY

Sch No.	Particulars	Amount Rs.	Previous Year
10	<b>ADMINISTRATION EXPENSES</b>		
	Communication Charges	9,28,555	8,61,615
	Travelling & Conveyance	1,82,598	84,957
	Printing & Stationery	8,72,325	11,71,822
	Advertisement	1,45,43,021	87,98,708
	Conveyance Expense	4,30,201	2,74,391
	Postage, Telegram & Courier	36,930	85,651
	<b>Professional Charges Paid</b>	<b>10,06,08,251</b>	20,69,968
	News Papers and Periodicals	9,803	23,561
	Promotional Expenses	1,89,15,643	2,25,75,510
	Staff Welfare Expenses	92,505	
	Electricity Charges & Water Charges	39,05,925	26,08,250
	Online Exam Software	-	1,68,150
	Payroll Access Charges	-	1,54,910
		<b>14,05,25,757</b>	<b>3,88,77,493</b>
11	<b>REPAIRS &amp; MAINTENANCE</b>		
	Computer Maintenance & Stationery	1,52,646	1,33,566
	Computer Software -ERP-Expenses	9,51,270	7,97,305
	Electrical Repair & Maintenance	5,51,906	7,19,721
	Generator Expenses	1,36,200	1,00,938
	Housing Keeping Expenses	5,54,993	7,42,329
	Lab Maintenance Expenses	9,925	
	Repairs and Maintenance Expenses	78,27,565	22,86,095
	Institute Maintenance charges	24,18,229	21,18,663
	Annual Maintenance Charges	2,43,981	38,232
	Vehicle Insurance & Repair Expenses	1,17,573	42,664
	Garden Maintenance	4,54,480	2,03,150
	Security Charges	24,45,478	
	Monthly Maintenance Fee	49,787	
	Building & General Insurance	16,491	49,775
		<b>1,59,30,524</b>	<b>72,32,438</b>

*Sd/-*



CMR UNIVERSITY

Sch No.	Particulars	Previous Year
12	<u>OTHER EXPENSES</u>	
	Honorarium paid 12,98,180	13,05,617
	Consultation Charges Paid 63,86,340	13,69,550
	Bank Charges 97,590	1,10,553
	Online Exam Software 9,23,359	
	Examination - Expenses -	5,79,682
	Rent 4,56,000	1,18,880
	Donation 11,00,000	2,30,000
	<u>1,02,61,469</u>	<u>37,14,283</u>
13	<u>OTHER INCOME</u>	
	Fine 60,37,030	51,05,212
	Thesis Submission Fee 5,31,000	3,09,000
	Value Added Programme Fee 13,52,000	19,80,015
	Photo Copy Income 1,57,500	41,500
	Other Income 11,41,408	2,83,232
	Forex Gain & Loss -	25,183
	Income - Tanzania -	11,15,258
	Summer Term Coaching Fee -	1,500
	<u>92,18,938</u>	<u>88,60,900</u>

*Salim Ali*



CMR UNIVERSITY

SCHEDULE-3

SCHEDULE TO FIXED ASSETS AS AT 31ST MARCH 2023

Particulars	W.D.V. as on 01.04.2022	Additions		Deletions during the year	Total	Rate of Deprn	Deprn for the year	W.D.V as on 31.03.2023
		Before 30.09.2022	After 01.10.2022					
University Building	54,81,57,609	1,67,17,284	-	-	56,48,74,893	10%	5,64,87,489	50,83,87,404
Computers	91,06,213	6,35,999	1,64,71,689	-	2,62,13,901	40%	71,91,223	1,90,22,678
Furniture	2,93,55,229	1,15,26,751	2,31,28,907	-	6,40,10,887	10%	52,44,643	5,87,66,244
Furnishing & Carpets	50,950	-	-	-	50,950	10%	5,095	45,855
Books	62,63,033	9,44,742	41,12,976	-	1,13,20,751	15%	13,89,639	99,31,112
Equipments	32,453	1,01,750	-	-	1,34,203	15%	20,130	1,14,073
Plant and Machinery	2,56,41,109	49,64,965	66,49,916	-	3,72,55,990	15%	50,89,655	3,21,66,335
Board	18,50,513	-	-	-	18,50,513	10%	1,85,051	16,65,462
Vehicle	16,64,786	-	-	-	16,64,786	15%	2,49,718	14,15,068
Intangible Asset	28,18,867	-	17,36,370	-	45,55,237	25%	9,21,763	36,33,474
<u>Work In Progress</u>								
<u>University Building</u> <u>-Chagalatti</u>	2,17,54,020	8,12,22,565	10,35,83,460	-	20,65,60,045	-	-	20,65,60,045
<b>Total</b>	<b>64,66,94,782</b>	<b>11,61,14,056</b>	<b>15,56,83,318</b>	<b>-</b>	<b>91,84,92,156</b>	<b>-</b>	<b>7,67,84,406</b>	<b>84,17,07,750</b>

*K.C. Jagannath Reddy*  
Secretary

Place: Bangalore  
Date: 22 SEP 2022

*[Signature]*  
(25)  
CMR UNIVERSITY  
BANGALORE  
REGD. OFFICE

**CMR UNIVERSITY**

**BOOKS SUBSCRIPTIONS EXPENSES BREAKUP**

**Year 2022-23**

The Books expenses is included in the Professional charges paid under the schedule  
Administration Expenses , the breakup for the same is as follows

Sl. No.	Year	Particulars	Amount
1	2022-23	Books & Journals subscriptions	6,16,72,000
2	2022-23	Funds / Grants Utilisation expenses	42,54,680
3	2022-23	Other Expenses	20,55,43,047
		<b>TOTAL</b>	<b>27,14,69,727</b>

**Abstract :**

Books	50,57,718
Membership & Subscription	4,98,200
Online Subscriptions	13,66,200
Online Subscriptions	6,81,668
Membership & Subscription	42,81,233
Printing /Subscription expenses	52,23,943
Books & Journals subscriptions	6,16,72,000
<b>Total</b>	<b>7,87,80,962</b>

  
REGISTRAR

CMR UNIVERSITY

2, 3rd 'C' Cross, 6th 'A' Main Road

2nd Block, HRBR Layout

Bangalore - 560 043



CMR UNIVERSITY

CONSOLIDATED INCOME AND EXPENDITURE ACCOUNT FOR THE YEAR ENDED 31ST MARCH 2023

Previous Year	Expenditure	Sch No.	Amount Rs.	Previous Year	Income	Sch No.	Amount Rs.
21,07,47,585	Employee Cost	5	22,58,73,368	72,97,44,622	Fee Income		99,97,20,711
49,95,419	Board & University Expenses	6	64,62,884	92,18,938	Other Income		32,77,441
07,98,270	Students Welfare Expenses	7	2,80,46,219	8,709	Bank Interest		
14,05,25,757	Administration Expenses	8	29,11,70,759				
1,59,30,524	Repairs & Maintainance	9	4,25,85,773				
1,02,61,469	Other Expenses	10	1,05,01,247				
7,46,53,804	Depreciation	3	7,67,84,406				
27,50,59,441	Excess of Income over Expenditure for the year		31,55,13,495				
46,39,12,828	Total		68,74,84,656	73,89,72,269	Total		1,00,29,98,151

As per our report of even date attached

For CMR UNIVERSITY

*Saba mi.*  
(Dr. Sabitha Ramamurthy)  
Chancellor

*[Signature]*  
(K.R. LAKSHMISH)  
Chief Finance Officer

For SUNDARESH & CO.,  
Chartered Accountants  
(Firm Registration No. 004223S)

*[Signature]*  
(K. BALAKRISHNA SHABARAYA)  
Membership No. 025944  
Partner

Place: Bangalore

Date : 26.10.2023

CMR UNIVERSITY

Sch No.	Particulars	Amount Rs.	Previous Year
5	<u>EMPLOYEE COST</u>		
	Salary	21,86,26,612	20,46,67,641
	Providend Fund Employer contribution	14,01,607	11,68,209
	Employee State Insurance Employer Contribution	3,73,153	3,54,885
	Visiting faculty Payment	44,37,557	45,56,850
	Gratuity	10,34,439	-
		22,58,73,368	21,07,47,585
6	<u>BOARD &amp; UNIVERSITY EXPENSES</u>		
	Bar Council Of India	13,66,200	21,08,320
	Membership & Subscription	47,79,584	20,37,099
	Affiliation Fees	3,17,100	-
	Board and University Affiliation fee	-	8,50,000
		64,62,884	49,95,419
7	<u>STUDENTS WELFARE EXPENSES</u>		
	Prize&Scholarship	9,36,000	-
	Function and Other Activities	99,58,933	2,69,747
	Value Added/Professional course Payment	1,67,99,365	62,84,100
	ID Card Expenses	-	1,43,377
	Sports Activities	78,166	53,532
	Comed K	45,000	47,514
	Research Fellowship	1,20,000	-
	Student related association Affairs Expenses	1,08,755	-
		2,80,46,219	67,98,270
8	<u>ADMINISTRATION EXPENSES</u>		
	Communication Charges	32,01,701	9,28,555
	Travelling & Conveyance	11,83,547	6,12,799
	Printing & Stationery	53,58,850	8,72,325
	Advertisement	7,83,940	1,45,43,021
	Postage, Telegram & Courier	2,21,628	36,930
	Professional Charges Paid	27,14,69,727	10,06,08,251
	News Papers and Periodicals	42,683	9,803
	Promotional Expenses	20,89,210	1,89,15,643
	Staff Welfare Expenses	-	92,505
	Electricity Charges & Water Charges	68,19,473	39,05,925
		29,11,70,759	14,05,25,757

Sd/-



CMR UNIVERSITY

Sch No.	Particulars	Amount Rs.	Previous Year
9	<u>REPAIRS &amp; MAINTENANCE</u>		
	Computer Maintenance & Stationery	11,03,200	1,52,646
	Computer Software -ERP-Expenses	-	9,51,270
	Electrical Repair & Maintenance	15,85,869	5,51,906
	Generator Expenses	11,00,440	1,36,200
	Housing Keeping Expenses	9,12,482	5,54,993
	Lab Maintenance Expenses	2,24,917	9,925
	Repairs and Maintenance Expenses	1,49,54,933	78,27,565
	Institute Maintenance charges	26,70,535	24,18,229
	Annual Maintenance Charges	11,90,880	2,43,981
	Vehicle Insurance & Repair Expenses	99,610	1,17,573
	Garden Maintenance	8,72,996	4,54,480
	Monthly Maintenance Fee	-	49,787
	Building & General Insurance	-	16,491
	Building Repair & Maintenance	1,78,69,911	-
		4,25,85,773	1,59,30,524
10	<u>OTHER EXPENSES</u>		
	Honorarium paid	20,73,997	12,98,180
	Consultation Charges Paid	1,19,31,240	63,86,340
	Bank Charges	1,95,033	97,590
	Software application subscription	1,42,780	9,23,359
	Miscellaneous Exps	47,029	-
	Rent	4,26,000	4,56,000
	Patent filing Exps	6,81,668	-
	Interest on TDS	57,500	-
	Examination - Question Paper Setting Expenses	6,000	-
	Donation	10,00,000	11,00,000
		1,65,61,247	1,02,61,469

Sd/-

